








































Parameters Manual for EA „PAAT“ (Price Action Auto Trader)

Version 2.43

Variable	Value
 S1	Trading parameters
 Long-Trading enabled?	true
 Short-Trading enabled?	true
 S11	-----
 S2	Parameters for positive price movement
 Distance next position	20
 Points Trailing-Stop-Loss	10.0
 Extend distance/volume after round	3
 Extend distance by factor	1.1
 Extend volume by factor	1.4
 Max. open positions	10
 S21	-----
 S3	Parameters for negative price movement
 Distance next position	5
 Points Take-Profit	20.0
 Extend distance/volume after round	5
 Extend distance by factor	1.1
 Extend volume by factor	1.6
 Max. open positions	24
 Trading break after round	10
 S4	Risk optimization parameters
 Set Stop-Loss to entry price after round	12
 Points profit needed to do this	10.0
 Trailing-Stop-Loss if SL is set to entry price	10.0
 S41	-----
 S5	Trading Hours
 Trading hours enabled?	true
 Time to start	08:00
 Time to finish	16:00
 Enable time to force closing?	true
 Time to close	18:00
 S51	-----
 S6	Risk management
 Volume to start	0.01
 Equity Take-Profit to stop trading	9999999.0
 Equity Stop-Loss to stop trading	1.0
 Trailing Drawdown enabled?	false
 Risk amount in account currency	2000.0
 S61	-----

ab	S7	Broker Parameters
123	Unique MagicNumber for short strategy	123
123	Unique MagicNumber for long strategy	456
123	Pip- / Point value	1.0
123	Max. volume per position	2.0
123	Enable round order to decimals	false
123	Number of decimals	1
ab	S71	-----
ab	S8	Push-Notifications
123	Enable push notifications?	true
123	Sent from round	9
ab	S81	-----
ab	S9	Button Close Short
123	Button height	40
123	Button width	120
123	Value of x-coordinate	240
123	Value of y-coordinate	20
ab	S91	-----
ab	S10	Button Close Long
123	Button height	40
123	Button width	120
123	Value of x-coordinate	370
123	Value of y-coordinate	20
ab	S101	-----
ab	S011	Button EA On/Off
123	Button height	40
123	Button width	250
123	Value of x-coordinate	240
123	Value of y-coordinate	70

In general: Please note that decimal numbers in MT4 are not entered with a comma but with a dot. Instead of 0,9 you will insert 0.9.

If times are used, please make sure to use a colon ":" like „14:00“.

S1	Trading parameters
Long-Trading enabled?	true = yes false = no
Short-Trading enabled?	true = yes false = no
S2	Parameters for positive price changes in regards to first position.
Distance next position	Distance in points (pips) after which the next position is opened.
Points Trailing-Stop-Loss	In case of a positive position increase, the distance with which the trailing stop is trailed. The stop-loss is always trailed to the average price of all open positions
Extend distance/volume after round	From this round X onwards, the original distance and the original volume are changed by the respective factors; as well as the optional break is considered.
Extend distance by factor	Factor with which the distance from round X is changed.
Extend volume by factor	Factor by which the trading volume is changed from round X.
Max. open positions	The maximum number of positions in a sequence that may be opened.
S3	Parameters for negative price changes in regards to first position.
Distance next position	Distance in points (pips) after which the next position is opened.
Points Take-Profit	In case of a negative position increase, the distance where the take profit of the average price of all open positions is set.
Extend distance/volume after round	From this round X onwards, the original distance and the original lot size are changed by the respective factors.
Extend distance by factor	Factor with which the distance from round X is changed.
Extend volume by factor	Factor by which the trading volume is changed from round X.
Max. open positions	The maximum number of positions in a sequence that may be opened.
Trading break after round	<p>After this round the EA will consider a minimum amount of time before it will open the next position. This is an algorithm and can vary between 5 and 20 minutes roundabout.</p> <p>This is pretty useful if the price will change rapidly in one direction for example because of news.</p> <p>Please note that the EA will still open all necessary positions but it will be time delayed.</p> <p>If you do not want this function please set this number very high, for example to "99".</p>
S4	Risk optimization for negative price changes in regards to first position.
Set Stop-Loss to entry price after round	Starting from this round X the Take-Profit will be deleted and a trailing-stop-loss will be set after a certain amount of profit is reached.
Points profit needed to do this	If all open positions (negative direction) are X points/pips in profit then the Stop-Loss will set to the average entry price of open positions.
Trailing-Stop-Loss if SL is set to entry price	If the stop is now at entry, a trailing stop is initiated with the number of points defined here.
S5	Trading Hours
Trading hours enabled?	<p>true = New sequences are ONLY opened within this time span</p> <p>false = EA always trades when quotes are available.</p>

	<p>ATTENTION: Sequences that already started will be actively continued at any time and new positions of No. 2 and higher would also be opened.</p> <p>Time or trading time = COMPUTER TIME (not time of the trading platform) !</p>
Time to start	Time from (if Trading Hours are enabled with „true“)
Time to finish	Time to (if Trading Times are enabled with „true“)
	<p>ATTENTION: Sequences already started will be actively continued at any time and new positions of No. 2 and higher would also be opened.</p>
Enable time to force closing?	<p>True = yes</p> <p>False = no</p>
Time to close	If the function above is set to “true” the EA will close all opened positions at the time set here.
S6	Risk Management
Volume to start	Starting volume for the first opened position
Equity Take-Profit to stop trading	All open positions of the EA will be closed as soon as possible and trading will be stopped when the equity value defined here is reached in a positive sense (like a LIMIT).
Equity Stop-Loss to stop trading	All open positions of the EA will be closed as soon as possible and trading will be stopped if the equity value defined here is reached in a negative sense (like a STOP)
Trailing Drawdown enabled?	<p>true:</p> <p>The highest equity level is recorded at any time and an Trailing Equity Drawdown is applied by the amount stored in "Risk amount in account currency". When this stop-loss is reached, the EA is terminated as soon as possible and trading is stopped. (like a TRAILING STOP)</p> <p>false:</p> <p>no trailing Drawdown Equity is enabled.</p>
Risk amount in account currency	If "Trailing Drawdown enabled?" is set to true, the stop is trailed by the value defined here.
S7	Broker-Parameter
Unique MagicNumber for short strategy	<p>Any unique number that is used for the short positions, provided that you have set "Short-Trading enabled" under S1 to "true".</p> <p>IMPORTANT: The “Unique MagicNumber for short strategy” and “Unique MagicNumber for long strategy” must be different.</p> <p>No other EA must have this number as MagicNumber!</p>
Unique MagicNumber for long strategy	<p>Any unique number that is used for long positions, provided that you have set "Lont-Trading enabled" under S1 to "true".</p> <p>IMPORTANT: The “Unique MagicNumber for short strategy” and “Unique MagicNumber for long strategy” must be different.</p> <p>No other EA must have this number as MagicNumber!</p>

Pip- / Point value	<p>Here the point/pip value is entered which corresponds to the values under S1 to S4.</p> <p>If, for example, 10 is entered under Distance for 11 points/pips, the mathematically correct distance for the respective instrument can be adjusted via the Pip value.</p> <p>For DAX e.g. 1 is entered here, because $10 \times 1 = 10.0$ distance. First buy e.g. at 13010 points. Second buy at 13000 points (because $13010 - 10 = 13000$)</p> <p>For EUR/USD, for example, 0.0001 is entered here because $0.0001 \times 10 = 0.001$ Distance to current price. First buy e.g. at 1.1310 Second buy at 1.1300 (because $1.1310 - 0.01 = 1.1300$).</p> <p>The goal is that when we talk about 10 pips or points, we can enter them in the distances without having to work with currencies with several decimal places. We then enter the mathematical expression of a point or pips here.</p>
Max. volume per position	This limits the maximum position size (lots). With Max. volume per position = 20, for example, a position that the EA wants to trade with 33 CFDs is reduced to 20. The EA is thus prevented from increasing positions further and further.
Enable round order to decimals	<p>false = If the traded product can be ordered from the broker at any price</p> <p>true = If the traded product cannot be traded at the broker at any price (e.g. decimal place only to 0.0 or 0.5; trading to other decimal places such as 0.7 would not be possible).</p>
Number of decimals	<p>The order price is rounded to this number of decimals (for entry or SL/TP orders if "Enable round order to decimals" = "true").</p> <p>Rule of thumb: always round to the decimal place that is no longer affected by a restriction.</p> <p>For example, if you can only order to 0.05 or 0.00, the 2nd decimal place is restricted. We then enter the value 1 here because we want to order without the second decimal place and round to the first decimal place.</p>
S8	Push-Nachrichten (Push-Notifications)
Enable push notifications?	<p>True = Push notifications are sent to the mobile phone (the App-ID must be stored in the MT4)</p> <p>False = Push notifications are disabled</p>
Sent from round	From this round X defined here on, a push notification is sent to the mobile phone app of the MT4 when a position is opened ("Enable push notifications?" must be set to true).
S9	Button Close Short
Button height	Height of button in pixels
Button width	Width of button in pixels
Value of x-coordinate	X-coordinates in pixels
Value of y-coordinate	Y-coordinates in pixels

S10	Button Close Long
Button height	Height of button in pixels
Button width	Width of button in pixels
Value of x-coordinate	X-coordinates in pixels
Value of y-coordinate	Y-coordinates in pixels
S011	Button EA On/Off
Button height	Height of button in pixels
Button width	Width of button in pixels
Value of x-coordinate	X-coordinates in pixels
Value of y-coordinate	Y-coordinates in pixels